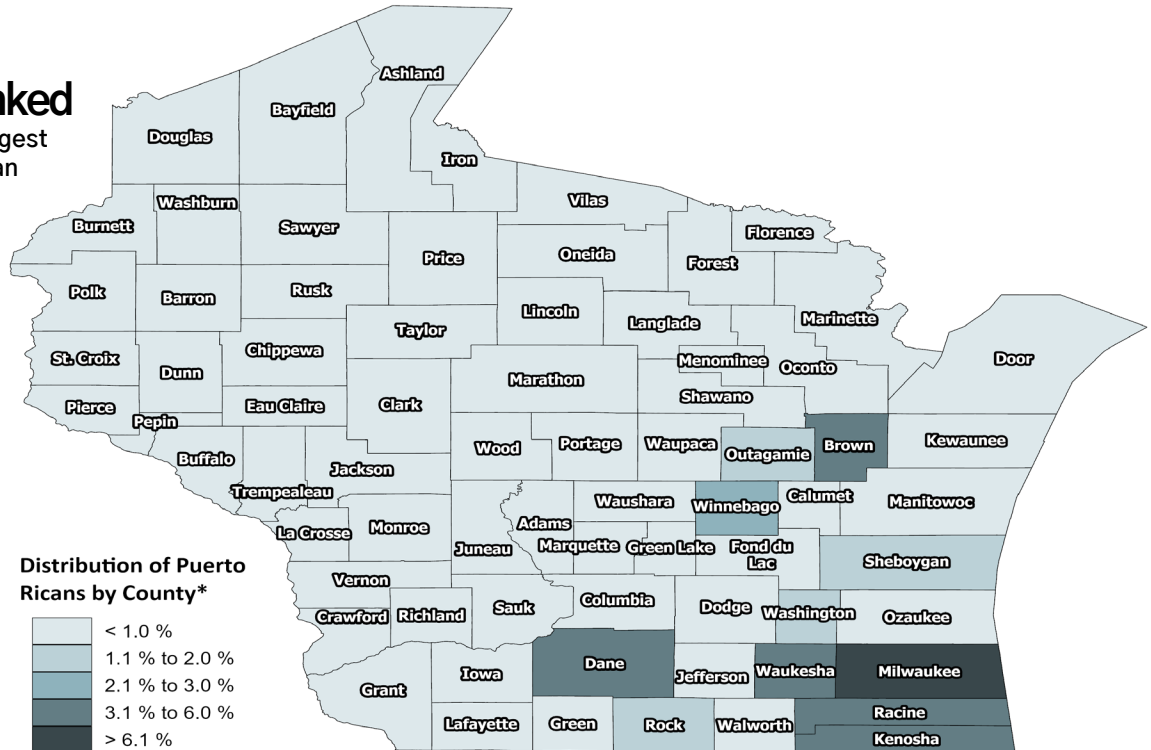


Wisconsin is ranked  
**#15** with the largest  
Puerto Rican  
population









Source: U.S. Census Bureau, 2023 American Community Survey 5-Year Estimates

\*The percentages represent the Puerto Rican population in each county by the total Puerto Rican population in the state.

<b>Total Population</b>	<b>64,710</b>	<b>♂ Male</b>	<b>48.8%</b>	<b>♀ Female</b>	<b>51.2%</b>
-------------------------	---------------	---------------	--------------	-----------------	--------------

Source: U.S. Census Bureau, 2023 American Community Survey 1-Year Estimates

<b>HOUSEHOLDS</b> <b>22,753</b>	<b>AGE DISTRIBUTION</b>	<b>EMPLOYMENT STATUS</b> <b>(Population 16 years and over)</b> <b>45,155</b>
Median Household Income <b>\$54,960</b> With Food Stamps/SNAP benefits <b>33.9%</b>	Under 18 <b>33.8%</b> 65 and over <b>7.0%</b> Median Age (years) <b>26.6</b>	In labor force <b>70.1%</b> • Employed <b>66.7%</b> • Unemployed** <b>3.0%</b> • Unemployment rate** <b>4.3%</b> Not in labor force <b>29.9%</b>
<b>HOUSING TENURE</b>	<b>LANGUAGE PROFICIENCY</b> <b>(Population 5 years and over)</b> <b>58,104</b>	<b>MEAN EARNINGS FOR FULL-TIME, YEAR-ROUND WORKERS</b>
 Owners <b>32.8%</b>  Renters <b>67.2%</b>	English only <b>46.4%</b> Language other than English <b>53.6%</b> Speaks English less than "very well" <b>15.8%</b>	<div>  Male <b>\$60,585</b>  Female <b>\$49,576</b> </div>
<b>HOUSING COST BURDEN</b> <b>(30% or more of their income for housing)</b>	<b>EDUCATIONAL ATTAINMENT</b> <b>(Population 25 years and over)</b> <b>33,996</b>	<b>POVERTY RATES</b>
 Owners <b>23.0%</b>  Renters <b>49.6%</b>	Less than H.S. Diploma <b>18.3%</b> H.S. Graduates/GED <b>31.6%</b> Some College or Associate's Degree <b>27.3%</b> Bachelor's Degree or Higher <b>22.8%</b> • Male <b>21.7%</b> • Female <b>23.9%</b>	All families <b>18.0%</b> Female Head of Household No spouse w/children <b>39.7%</b> All people <b>20.8%</b> Under age 18 <b>30.5%</b>
<b>HEALTH INSURANCE COVERAGE</b>		<b>PURCHASING POWER</b>
With Private Health Insurance <b>50.3%</b> With Public Health Insurance <b>51.6%</b> No Health Insurance Coverage <b>6.3%</b>		Income per capita <b>\$25,332</b> Purchasing Power (billions) <b>\$1.6</b>

\*\*The unemployment rate for Puerto Ricans (4.3%) is calculated by dividing those unemployed by the number in the civilian labor force; while the 3.0% designated as unemployed is based on the percentage of the population 16 years and older without a job but searching for one.