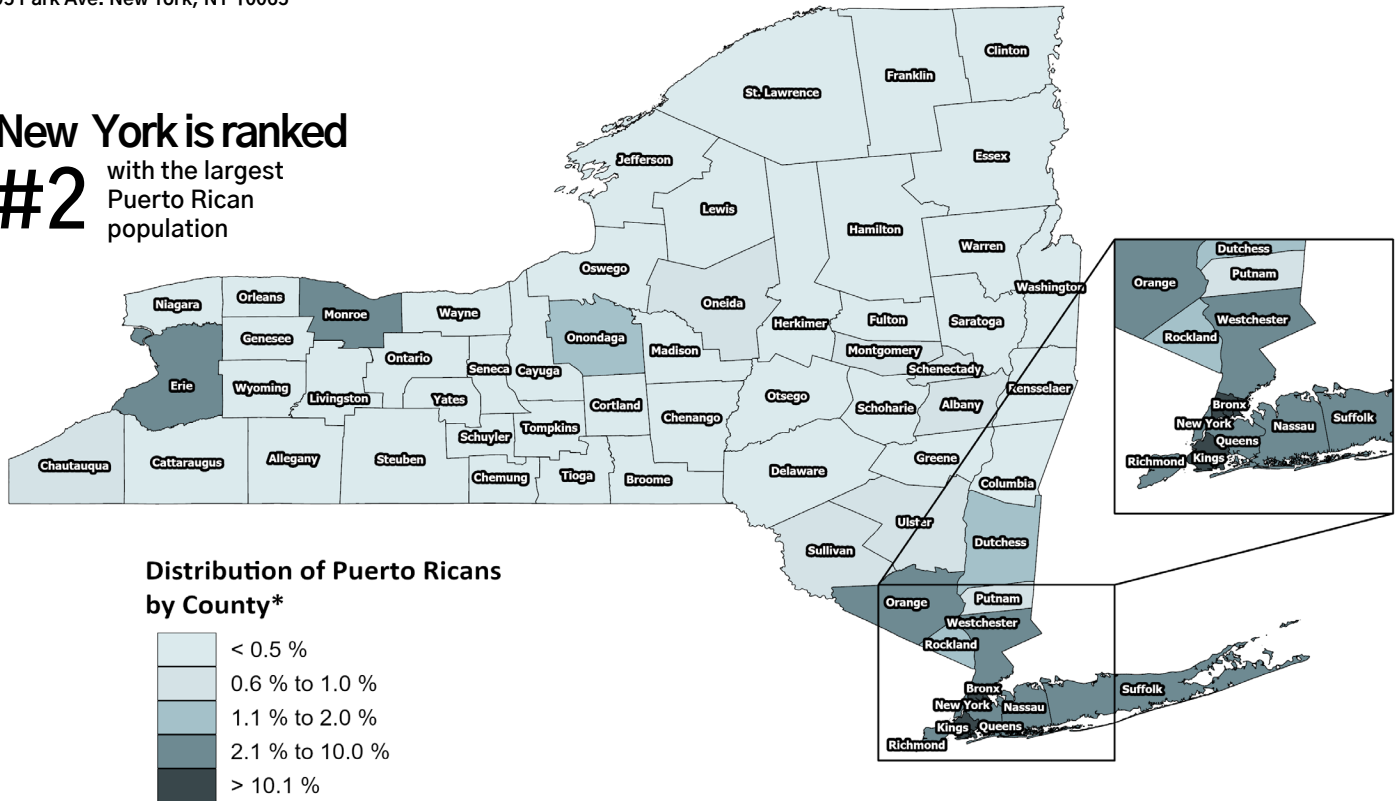


New York is ranked
#2 with the largest
Puerto Rican
population







Source: U.S. Census Bureau, 2023 American Community Survey 5-Year Estimates

*The percentages represent the Puerto Rican population in each county by the total Puerto Rican population in the state.

| | | | | | |
|-------------------------|----------------|---------------|--------------|-----------------|--------------|
| Total Population | 954,801 | ♂ Male | 47.6% | ♀ Female | 52.4% |
|-------------------------|----------------|---------------|--------------|-----------------|--------------|

Source: U.S. Census Bureau, 2023 American Community Survey 1-Year Estimates

| | | |
|---|---|---|
| HOUSEHOLDS 381,231 <hr/> Median Household Income \$49,074 With Food Stamps/SNAP benefits 37.5% | AGE DISTRIBUTION <hr/> Under 18 25.3% 65 and over 16.2% Median Age (years) 37.5 | EMPLOYMENT STATUS (Population 16 years and over) 737,542 <hr/> In labor force 57.6% ▪ Employed 52.9% ▪ Unemployed** 4.6% ▪ Unemployment rate** 8.0% Not in labor force 42.4% |
| HOUSING TENURE  Owners 27.2%  Renters 72.8% | LANGUAGE PROFICIENCY (Population 5 years and over) 885,642 <hr/> English only 45.0% Language other than English 55.0% Speaks English less than "very well" 16.7% | MEAN EARNINGS FOR FULL-TIME, YEAR-ROUND WORKERS <hr/> ♂ Male \$72,506 ♀ Female \$67,013 |
| HOUSING COST BURDEN (30% or more of their income for housing)  Owners 40.6%  Renters 55.6% | EDUCATIONAL ATTAINMENT (Population 25 years and over) 628,761 <hr/> Less than H.S. Diploma 20.6% H.S. Graduates/GED 31.3% Some College or Associate's Degree 27.8% Bachelor's Degree or Higher 20.3% ▪ Male 18.7% ▪ Female 21.8% | POVERTY RATES <hr/> All families 21.5% Female Head of Household No spouse w/children 47.4% All people 26.8% Under age 18 33.6% |
| HEALTH INSURANCE COVERAGE <hr/> With Private Health Insurance 52.6% With Public Health Insurance 54.0% No Health Insurance Coverage 4.9% | | PURCHASING POWER <hr/> Income per capita \$30,367 Purchasing Power (billions) \$29.0 |

**The unemployment rate for Puerto Ricans (8.0%) is calculated by dividing those unemployed by the number in the civilian labor force; while the 4.6% designated as unemployed is based on the percentage of the population 16 years and older without a job but searching for one.