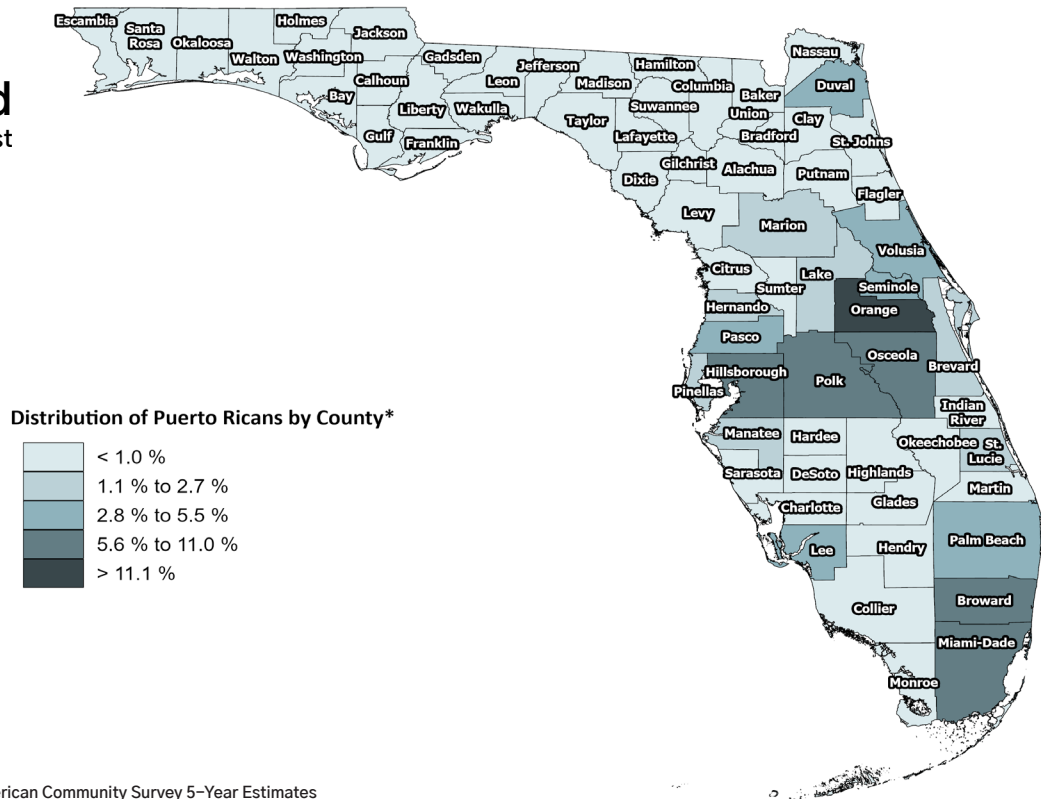


CENTER FOR PUERTO RICAN STUDIES | HUNTER COLLEGE, CUNY
695 Park Ave. New York, NY 10065

Issued: December 2024 | Centro IG-PR-2024-FL

Florida is ranked
#1 with the largest
Puerto Rican
population







Source: U.S. Census Bureau, 2023 American Community Survey 5-Year Estimates

*The percentages represent the Puerto Rican population in each county by the total Puerto Rican population in the state.

Total Population	1,228,063	♂ Male	49.7%	♀ Female	50.3%
-------------------------	------------------	---------------	--------------	-----------------	--------------

Source: U.S. Census Bureau, 2023 American Community Survey 1-Year Estimates

HOUSEHOLDS 429,026 <hr/> Median Household Income \$68,751 With Food Stamps/SNAP benefits 19.7%	AGE DISTRIBUTION <hr/> Under 18 24.2% 65 and over 13.0% Median Age (years) 36.1	EMPLOYMENT STATUS (Population 16 years and over) 965,498 <hr/> In labor force 64.3% ▪ Employed 61.2% ▪ Unemployed** 2.8% ▪ Unemployment rate** 4.4% Not in labor force 35.7%
HOUSING TENURE  Owners 57.5%  Renters 42.5%	LANGUAGE PROFICIENCY (Population 5 years and over) 1,156,366 <hr/> English only 31.9% Language other than English 68.1% Speaks English less than "very well" 20.1%	MEAN EARNINGS FOR FULL-TIME, YEAR-ROUND WORKERS <hr/> ♂ Male \$66,269 ♀ Female \$55,323
HOUSING COST BURDEN (30% or more of their income for housing)  Owners 35.5%  Renters 62.9%	EDUCATIONAL ATTAINMENT (Population 25 years and over) 811,287 <hr/> Less than H.S. Diploma 12.9% H.S. Graduates/GED 28.4% Some College or Associate's Degree 32.0% Bachelor's Degree or Higher 26.7% ▪ Male 23.3% ▪ Female 30.0%	POVERTY RATES <hr/> All families 11.7% Female Head of Household No spouse w/children 30.0% All people 14.5% Under age 18 18.7%
HEALTH INSURANCE COVERAGE <hr/> With Private Health Insurance 60.2% With Public Health Insurance 38.5% No Health Insurance Coverage 10.3%		PURCHASING POWER <hr/> Income per capita \$31,334 Purchasing Power (billions) \$38.5

**The unemployment rate for Puerto Ricans (4.4%) is calculated by dividing those unemployed by the number in the civilian labor force; while the 2.8% designated as unemployed is based on the percentage of the population 16 years and older without a job but searching for one.