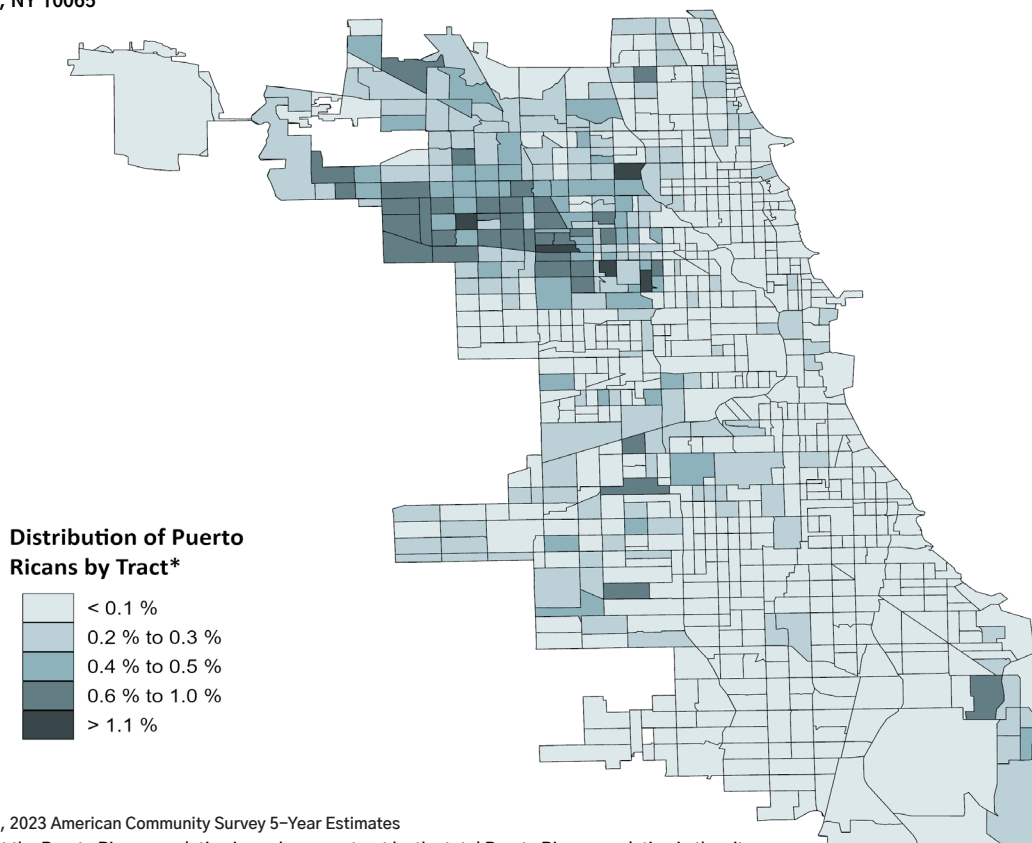


CENTER FOR PUERTO RICAN STUDIES | HUNTER COLLEGE, CUNY
695 Park Ave. New York, NY 10065

Issued: December 2024 | Centro IG-PR-2024-CHI



Source: U.S. Census Bureau, 2023 American Community Survey 5-Year Estimates

*The percentages represent the Puerto Rican population in each census tract by the total Puerto Rican population in the city.

Total Population	94,288	♂ Male	46.0%	♀ Female	54.0%
------------------	--------	--------	-------	----------	-------

Source: U.S. Census Bureau, 2023 American Community Survey 1-Year Estimates

HOUSEHOLDS

37,716


Median Household Income


\$46,450

With Food Stamps/SNAP benefits

27.2%


HOUSING TENURE


Owners
40.3%

Renters
59.7%

HOUSING COST BURDEN

(30% or more of their income for housing)

Owners
49.1%

Renters
59.6%

HEALTH INSURANCE COVERAGE

With Private Health Insurance

57.2%

With Public Health Insurance

42.5%

No Health Insurance Coverage

6.6%

AGE DISTRIBUTION

Under 18

24.8%

65 and over

13.7%

Median Age (years)

37.2

LANGUAGE PROFICIENCY

(Population 5 years and over)

88,124

English only

43.6%

Language other than English

56.4%

Speaks English less than “very well”

15.9%

EDUCATIONAL ATTAINMENT

(Population 25 years and over)

62,714

Less than H.S. Diploma

23.1%

H.S. Graduates/GED

30.7%

Some College or Associate’s Degree

26.1%

Bachelor’s Degree or Higher

20.1%

▪ Male

18.0%

▪ Female

21.9%

EMPLOYMENT STATUS

(Population 16 years and over)

74,302

In labor force

60.4%

▪ Employed

55.9%

▪ Unemployed**

4.5%

▪ Unemployment rate**

7.4%

Not in labor force

39.6%

MEAN EARNINGS FOR FULL-TIME,
YEAR-ROUND WORKERS

♂ Male

\$62,245

♀ Female

\$66,174

POVERTY RATES

All families

17.7%

Female Head of Household No spouse w/children

49.0%

All people

21.5%

Under age 18

23.9%

PURCHASING POWER

Income per capita

\$28,349

Purchasing Power (billions)

\$2.7

***The unemployment rate for Puerto Ricans (7.4%) is calculated by dividing those unemployed by the number in the civilian labor force; while the 4.5% designated as unemployed is based on the percentage of the population 16 years and older without a job but searching for one.