








Total Population 226,314		Male 51.2%		Female 48.8%	
Source: U.S. Census Bureau, 2019 American Community Survey 1-Year Estimates					
Health Insurance Coverage		Age distribution		Language Proficiency (Population 5 years and over)	
With Private Health Insurance 66.8%		Under 18 28.0%		205,378	
With Public Health Insurance 34.9%		Over 64 9.5%		<div></div> <div>English only 63.0%</div> <div>Language other than English 37.0%</div> <div>Speaks English less than “very well” 7.3%</div>	
No Health Insurance Coverage 6.1%		Median Age (years) 31.3			
Housing Tenure		Mean Earnings for full-time, year-round workers		Employment Status (Population 16 years and over)	
<div> Owners 42.2%</div> <div> Renters 57.8%</div>		<div> Male \$68,924</div> <div> Female \$65,169</div>		170,130	
Households 70,553		Educational Attainment (Population 25 years and over)		In labor force 68.4%	
<div> MEDIAN household income \$75,897</div>		140,469		Employed 62.0%	
Poverty Rates		Less than H.S. Diploma 12.3%		Unemployed** 4.4%	
All Families 7.4%		H.S. Graduates/GED 23.7%		Unemployment rate** 6.7%	
Female Head of household no husband w/children 26.7%		Some College or Associate’s Degree 34.4%		Not in labor force 31.6%	
All Individuals under age 18 16.3%		Bachelor’s Degree or Higher 29.5%		Purchasing Power	
		Male 28.3%		<div></div> <div>Income per Capita \$32,553</div>	
		Female 30.9%		Purchasing Power (billions) \$7.4	

\*\*The unemployment rate for Puerto Ricans (6.7%) is calculated by dividing those unemployed by the number in the civilian labor; while the 4.4% designated as unemployed is based on the percentage of the population 16 years and older without a job but searching for one