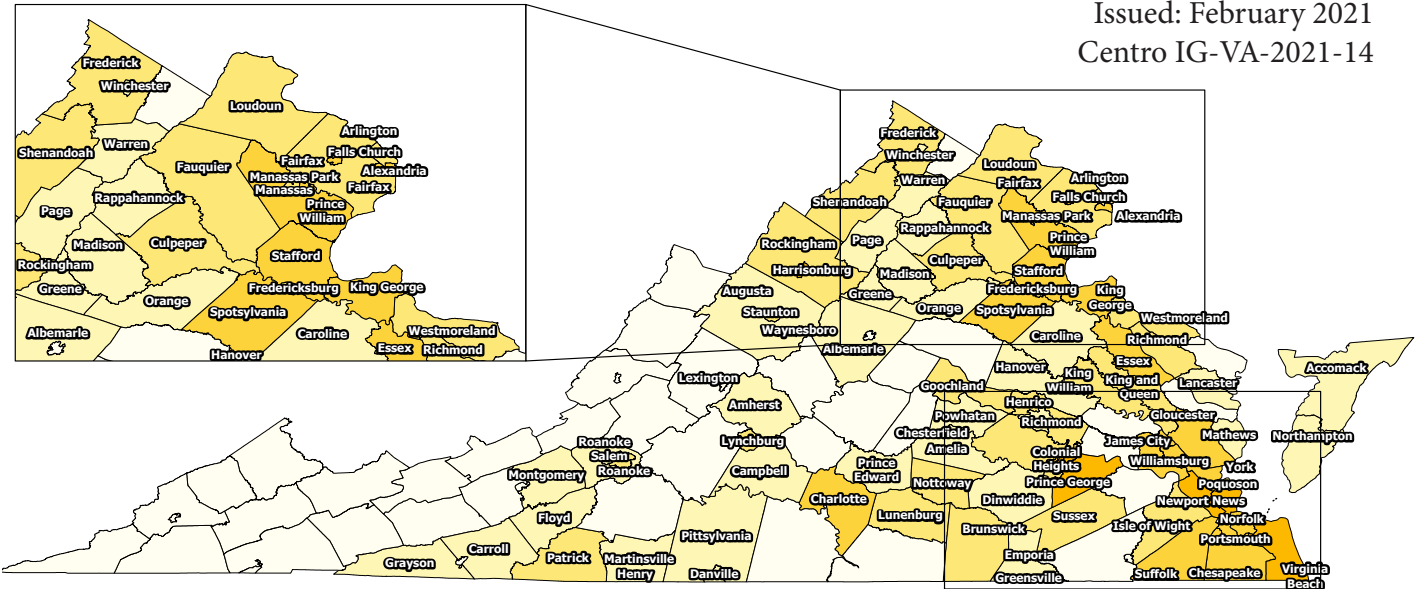
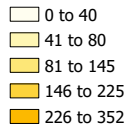


Issued: February 2021
Centro IG-VA-2021-14

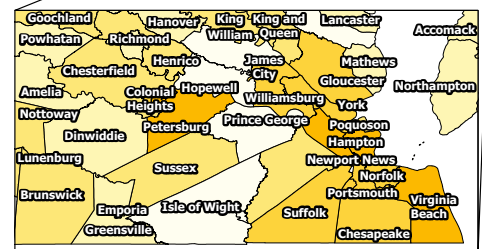


Puerto Rican Population

Per 10,000



Source: U.S. Census Bureau, 2019 American Community Survey 5-Year Estimates



Total Population 106,781

Male 52.0%

Female 48.0%

Source: U.S. Census Bureau, 2019 American Community Survey 1-Year Estimates

Health Insurance Coverage

With Private Health Insurance	69.5%
With Public Health Insurance	31.6%
No Health Insurance Coverage	8.0%

Age distribution

Under 18	32.9%
Over 64	6.4%
Median Age (years)	28.1

Language Proficiency (Population 5 years and over)

96,840



English only	55.9%
Language other than English	44.1%
Speaks English less than "very well"	8.7%

Housing Tenure



Owners
49.3%



Renters
50.7%

Mean Earnings for full-time, year-round workers



Male
\$91,286



Female
\$52,341

Employment Status (Population 16 years and over)

74,411

In labor force	71.0%
Employed	61.4%
Unemployed**	2.9%
Unemployment rate**	4.5%
Not in labor force	29.0%

Households

35,195



MEDIAN household income
\$71,758

Educational Attainment (Population 25 years and over)

59,245

Less than H.S. Diploma	8.9%
H.S. Graduates/GED	21.9%
Some College or Associate's Degree	33.2%
Bachelor's Degree or Higher	36.0%
Male	36.0%
Female	36.0%

Purchasing Power



Income per Capita	\$35,101
Purchasing Power (billions)	\$3.7

**The unemployment rate for Puerto Ricans (4.5%) is calculated by dividing those unemployed by the number in the civilian labor; while the 2.9% designated as unemployed is based on the percentage of the population 16 years and older without a job but searching for one